

Eight tracks to GD&T expertise

Design—5 tracks

Seminars

GD&T LEVEL E

Learn how GD&T affects your bottom line

GD&T LEVEL 1

Learn to understand engineering drawings & perform print reviews

GD&T LEVEL 2

Learn how to correctly interpret GD&T symbols

GD&T LEVEL 3

Learn to apply physical measurement principles to 1D & 2D measurements

GD&T LEVEL 4

Go beyond the fundamentals of GD&T

GD&T LEVEL 5

Get a better understanding of 3D measurement systems, including a critical view of Gage R&R

GD&T LEVEL 6

Learn how to improve tolerancing on individual components and sub-assemblies

GD&T LEVEL 7

Achieve a firm understanding of measurement uncertainty per ASME B89.7.2 -2007

Tracks

Executive 1

Manager 2

Introduction 3

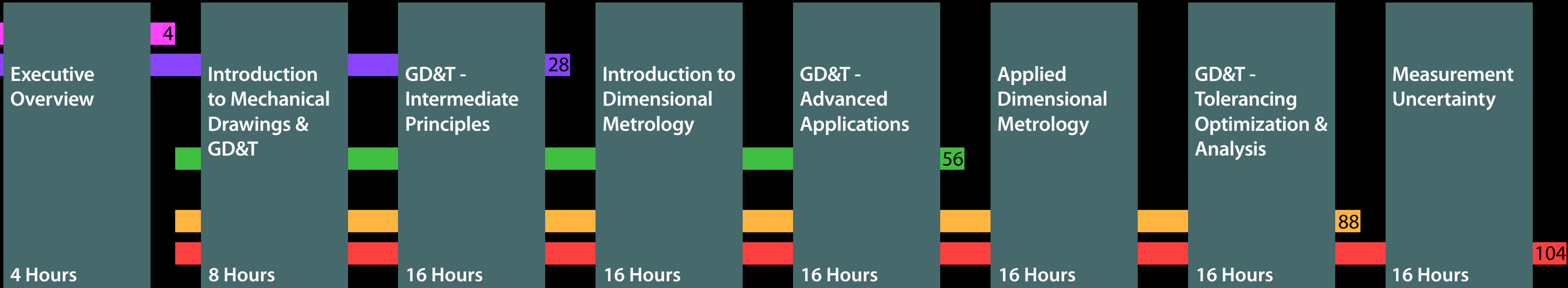
Fundamentals 4

Applications 5

Systems 6

Analysis 7

Command 8



Job Path / Responsibility

1 Directors, VPs, GMs

2 Managers

3


4

5 Drafters & CAD operators

6

7 Mechanical designers

8 Engineers



Dr. Greg Hetland
 Phone: (651) 275-8952
 Fax: (612) 395-5405
 www.iigdt.com

IIGDT
 12159 Quail Ave. Lane N.
 Stillwater, Minnesota 55082
 U.S.A.

Eight tracks to GD&T expertise

Design—5 tracks

Seminars

GD&T LEVEL E

Learn how GD&T affects your bottom line

GD&T LEVEL 1

Learn to understand engineering drawings & perform print reviews

GD&T LEVEL 2

Learn how to correctly interpret GD&T symbols

GD&T LEVEL 3

Learn to apply physical measurement principles to 1D & 2D measurements

GD&T LEVEL 4

Go beyond the fundamentals of GD&T

GD&T LEVEL 5

Get a better understanding of 3D measurement systems, including a critical view of Gage R&R

GD&T LEVEL 6

Learn how to improve tolerancing on individual components and sub-assemblies

GD&T LEVEL 7

Achieve a firm understanding of measurement uncertainty per ASME B89.7.2 -2007

Tracks

Executive 1	4
Manager 2	Executive Overview
Introduction 3	
Fundamentals 4	8 Hours
Applications 5	
Systems 6	16 Hours
Analysis 7	
Command 8	104
	4 Hours

	Introduction to Mechanical Drawings & GD&T	GD&T - Intermediate Principles	Introduction to Dimensional Metrology	GD&T - Advanced Applications	Applied Dimensional Metrology	GD&T - Tolerancing Optimization & Analysis	Measurement Uncertainty
	8 Hours	16 Hours	16 Hours	16 Hours	16 Hours	16 Hours	16 Hours
		28		56		88	104

Job Path / Responsibility

- 1 Directors, VPs, GMs
- 2 Managers
- 3
- 4
- 5 Drafters & CAD operators
- 6
- 7 Mechanical designers
- 8 Engineers



Dr. Greg Hetland
 Phone: (651) 275-8952
 Fax: (612) 395-5405
 www.iigdt.com

IIGDT
 12159 Quail Ave. Lane N.
 Stillwater, Minnesota 55082
 U.S.A.

Eight tracks to GD&T expertise

Design—5 tracks

Seminars

GD&T LEVEL E

Learn how GD&T affects your bottom line

GD&T LEVEL 1

Learn to understand engineering drawings & perform print reviews

GD&T LEVEL 2

Learn how to correctly interpret GD&T symbols

GD&T LEVEL 3

Learn to apply physical measurement principles to 1D & 2D measurements

GD&T LEVEL 4

Go beyond the fundamentals of GD&T

GD&T LEVEL 5

Get a better understanding of 3D measurement systems, including a critical view of Gage R&R

GD&T LEVEL 6

Learn how to improve tolerancing on individual components and sub-assemblies

GD&T LEVEL 7

Achieve a firm understanding of measurement uncertainty per ASME B89.7.2 -2007

Tracks

Executive 1

Manager 2

Introduction 3

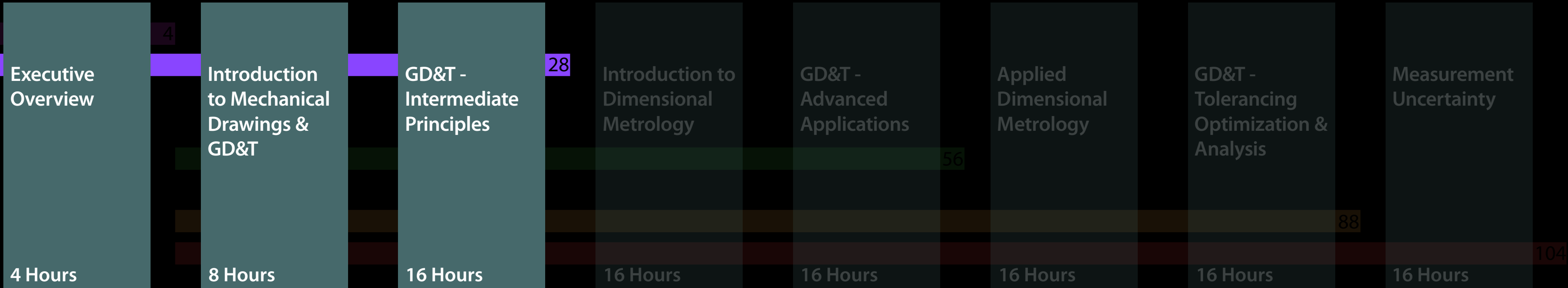
Fundamentals 4

Applications 5

Systems 6


Analysis 7

Command 8



Job Path / Responsibility

- 1 Directors, VPs, GMs
- 2 Managers
- 3
- 4
- 5 Drafters & CAD operators
- 6
- 7 Mechanical designers
- 8 Engineers



Dr. Greg Hetland
 Phone: (651) 275-8952
 Fax: (612) 395-5405
 www.iigdt.com

IIGDT
 12159 Quail Ave. Lane N.
 Stillwater, Minnesota 55082
 U.S.A.

Eight tracks to GD&T expertise

Design-5 tracks

Seminars

GD&T LEVEL E

Learn how GD&T affects your bottom line

GD&T LEVEL 1

Learn to understand engineering drawings & perform print reviews

GD&T LEVEL 2

Learn how to correctly interpret GD&T symbols

GD&T LEVEL 3

Learn to apply physical measurement principles to 1D & 2D measurements

GD&T LEVEL 4

Go beyond the fundamentals of GD&T

GD&T LEVEL 5

Get a better understanding of 3D measurement systems, including a critical view of Gage R&R

GD&T LEVEL 6

Learn how to improve tolerancing on individual components and sub-assemblies

GD&T LEVEL 7

Achieve a firm understanding of measurement uncertainty per ASME B89.7.2 -2007

Tracks

Executive 1

Manager 2

Introduction 3

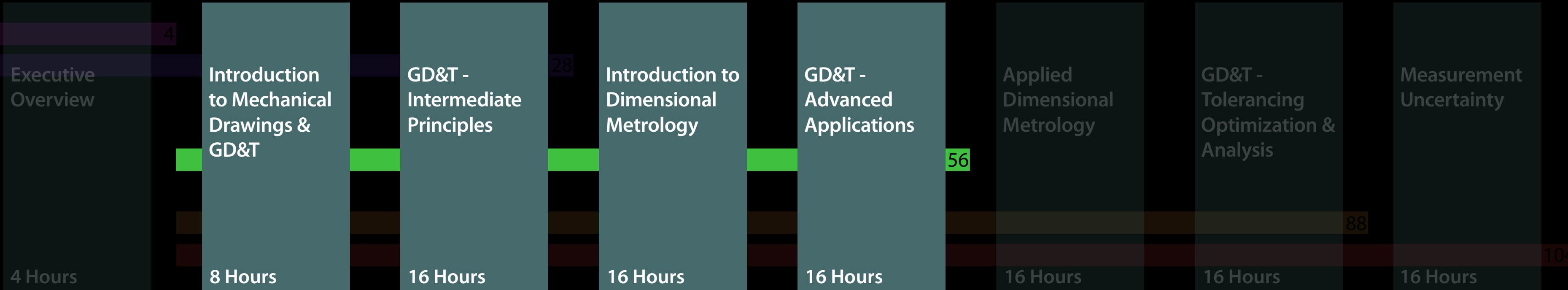
Fundamentals 4

Applications 5

Systems 6


Analysis 7

Command 8



Job Path / Responsibility

- 1 Directors, VPs, GMs
- 2 Managers
- 3
- 4
- 5 Drafters & CAD operators
- 6
- 7 Mechanical designers
- 8 Engineers



Dr. Greg Hetland
 Phone: (651) 275-8952
 Fax: (612) 395-5405
 www.iigdt.com

IIGDT
 12159 Quail Ave. Lane N.
 Stillwater, Minnesota 55082
 U.S.A.

Eight tracks to GD&T expertise

Design—5 tracks

Seminars

GD&T LEVEL E

Learn how GD&T affects your bottom line

GD&T LEVEL 1

Learn to understand engineering drawings & perform print reviews

GD&T LEVEL 2

Learn how to correctly interpret GD&T symbols

GD&T LEVEL 3

Learn to apply physical measurement principles to 1D & 2D measurements

GD&T LEVEL 4

Go beyond the fundamentals of GD&T

GD&T LEVEL 5

Get a better understanding of 3D measurement systems, including a critical view of Gage R&R

GD&T LEVEL 6

Learn how to improve tolerancing on individual components and sub-assemblies

GD&T LEVEL 7

Achieve a firm understanding of measurement uncertainty per ASME B89.7.2 -2007

Tracks

Executive 1

Manager 2

Introduction 3

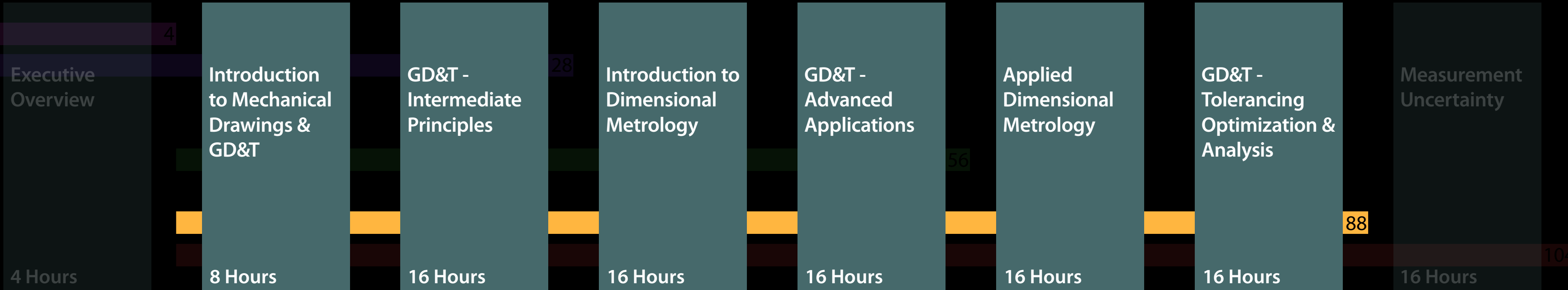
Fundamentals 4

Applications 5

Systems 6

Analysis 7

Command 8



Job Path / Responsibility

- 1 Directors, VPs, GMs
- 2 Managers
- 3
- 4
- 5 Drafters & CAD operators
- 6
- 7 Mechanical designers
- 8 Engineers



Dr. Greg Hetland
 Phone: (651) 275-8952
 Fax: (612) 395-5405
 www.iigdt.com

IIGDT
 12159 Quail Ave. Lane N.
 Stillwater, Minnesota 55082
 U.S.A.

Eight tracks to GD&T expertise

Design-5 tracks

Seminars

GD&T LEVEL E

Learn how GD&T affects your bottom line

GD&T LEVEL 1

Learn to understand engineering drawings & perform print reviews

GD&T LEVEL 2

Learn how to correctly interpret GD&T symbols

GD&T LEVEL 3

Learn to apply physical measurement principles to 1D & 2D measurements

GD&T LEVEL 4

Go beyond the fundamentals of GD&T

GD&T LEVEL 5

Get a better understanding of 3D measurement systems, including a critical view of Gage R&R

GD&T LEVEL 6

Learn how to improve tolerancing on individual components and sub-assemblies

GD&T LEVEL 7

Achieve a firm understanding of measurement uncertainty per ASME B89.7.2 -2007

Tracks

Executive 1

Manager 2

Introduction 3

Fundamentals 4

Applications 5

Systems 6


Analysis 7

Command 8



Job Path / Responsibility

- 1 Directors, VPs, GMs
- 2 Managers
- 3
- 4
- 5 Drafters & CAD operators
- 6
- 7 Mechanical designers
- 8 Engineers



Dr. Greg Hetland
 Phone: (651) 275-8952
 Fax: (612) 395-5405
 www.iigdt.com

IIGDT
 12159 Quail Ave. Lane N.
 Stillwater, Minnesota 55082
 U.S.A.